



# Windsor, California

## Market Trends

Property Type: Single Family

### January 2024

#### Market Type



#### Key Details

Months of Inventory	List to Sold Price %	Median Days in RPR	Median Sold Price
<b>0.82</b> ↓ 17.17% MoM	<b>100.2%</b> ↑ 0.15% MoM	<b>36</b> ↑ 2.86% MoM	<b>\$839,000</b> ↑ 9.32% MoM

Realtors Property Resource®, LLC

Source: Listings

## Median Estimated Property Value

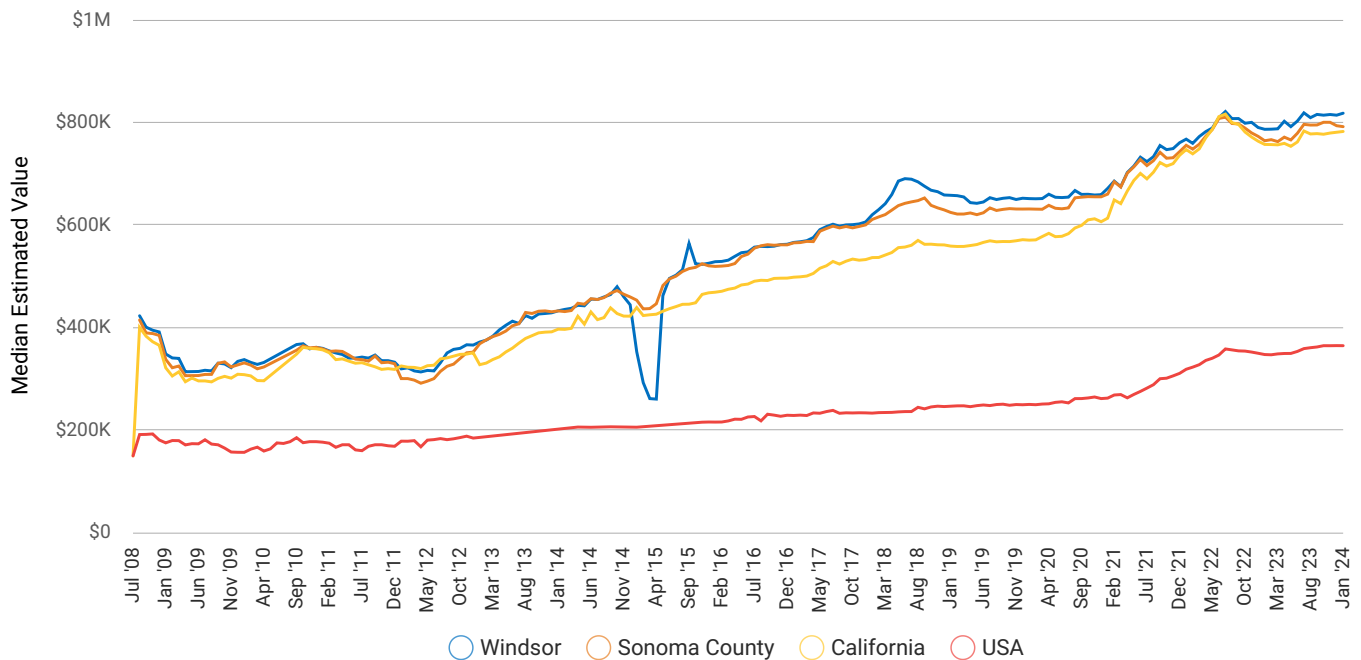
January 2024

Property Type: Single Family

Median Estimated Value  
**\$817,680**

Last Month Change  
**+0.5%**

12 Month Change  
**+4%**



Realtors Property Resource®, LLC

Source: Public Records and Listings

## New Listings

January 2024

Property Type: Single Family



## Active Listings

January 2024

Property Type: Single Family



## New Pending Listings

January 2024

Property Type: Single Family



## Pending Listings

January 2024

Property Type: Single Family

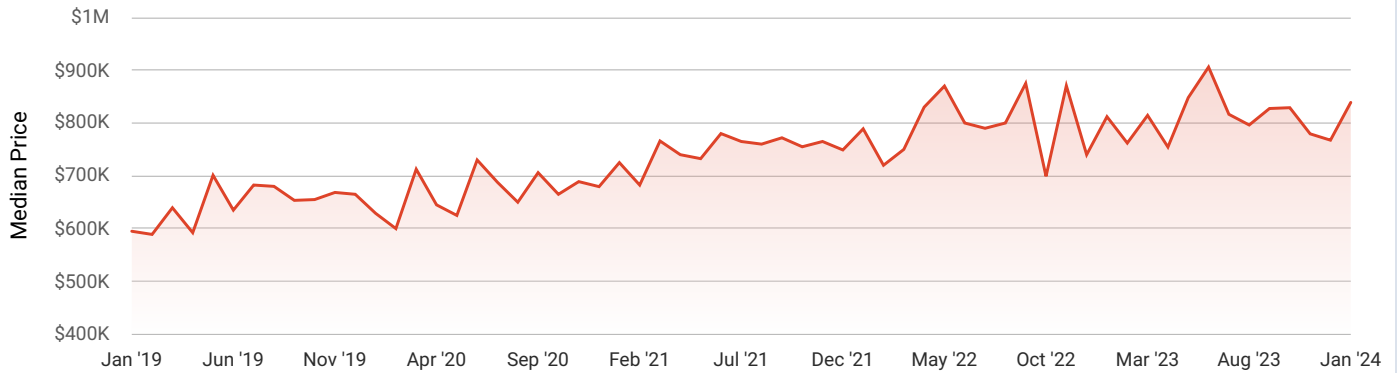


## Sold Listings

January 2024

Property Type: Single Family

Median Sold Price	# of Properties	Avg. List to Sale Price %	Median Days in RPR	Median \$/Sqft	Total \$ Volume
<b>\$839,000</b> ↑ 9.3% MoM	<b>10</b>	<b>100.17%</b> ↑ 0.1% MoM	<b>36</b> ↑ 2.9% MoM	<b>\$463</b> ↓ 3.3% MoM	<b>\$10,523,030</b> ↑ 24.1% MoM



Realtors Property Resource®, LLC

Source: Listings

## Months Supply of Inventory

January 2024

Property Type: Single Family

<b>Months Supply of Inventory</b> <b>0.82</b>	<b>Last Month Change</b> <b>-17.2%</b>	<b>12 Month Change</b> <b>-15.5%</b>
--	---	---



Realtors Property Resource®, LLC

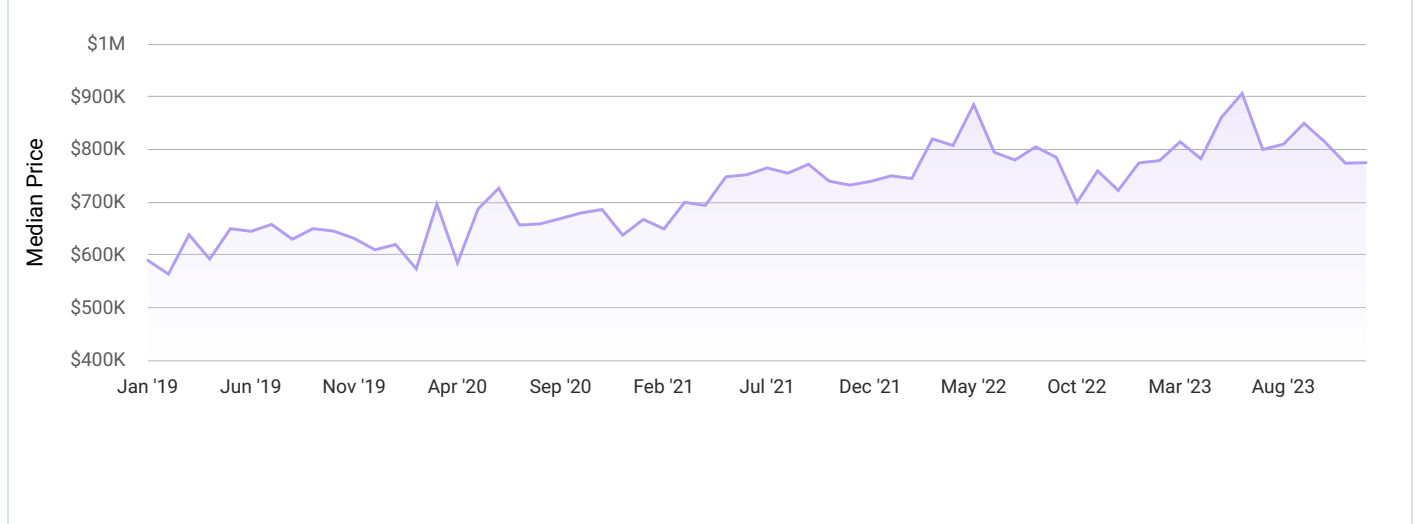
Source: Listings

# Sold Public Records

December 2023

Property Type: Single Family

<b>Median Sold Price</b> <b>\$775,000</b> ↑ 0.1% MoM	<b># of Properties</b> <b>11</b> ↓ 26.7% MoM	<b>Median \$/Sqft</b> <b>\$477</b> ↑ 13.8% MoM	<b>Median Living Area Sqft</b> <b>2,021</b> ↑ 6.5% MoM	<b>Total \$ Volume</b> <b>\$9,513,000</b> ↓ 19.6% MoM
--	--	--	--	---



Realtors Property Resource®, LLC

Source: Public Records